














From the South – Villach (Motorway A10):



11  	Leave A10 at junction Eben im Pongau in direction Eben and join Katschberg Bundesstrasse (B99) . Stay on for 3.8 km .
12 	You are entering Hüttau .
13  	Follow the Katschberg Bundesstrasse (B99) for 90 m .
14 	You just left Hüttau .
15  	Leave Katschberg Bundesstrasse (B99) and turn right into Sonnberg, Lammertalstraße, Pass Gschütt Bundesstrasse (B166) . Stay on for 290 m .
16  	Leave Sonnberg, Lammertalstraße, Pass Gschütt Bundesstrasse (B166) and head straightforward onto Lammertalstraße, Pass Gschütt Bundesstrasse (B166) . Stay on for 45.7 km .
17  	Leave Lammertalstraße, Pass Gschütt Bundesstrasse (B166) and turn right into Hallstättersee Landesstrasse (L547) . Stay on for 4.9 km .
18 	You have arrived at your destination Hallstättersee Landesstrasse (L547) .